



# UVC

## Disinfection Chamber

With UVC (ultraviolet C) to sterilize the surface on document is helpful to prevent the document from circulating the bacteria that harm the human body

UVC lamp is generally referred to as germicidal lamps, used for special purposes such as disinfecting drinking water, cosmetics, industrial water, swimming pool, air purification and food. It has been widely used but there is no impact like the traditional germicidal lamps (UVGI) on human health.

The use for UV Light in sterilization or purification application is becoming more and more popular, and has become a bright star weapon for human public health, epidemic prevention and equipment cleanliness. It is expected to provide a cleaner, safer and healthier environment for human daily life.

## PRODUCT FEATURES

### 1 | Main function

*Physical sterilization, to eliminate bacteria on the surface of paper documents. Effective and fast, avoid secondary pollution.*

### 2 | The principle of sterilization

*The use of UVC band at 254nm to directly destroy the bacteria / virus DNA or RNA.*

### 3 | Antibacterial ability

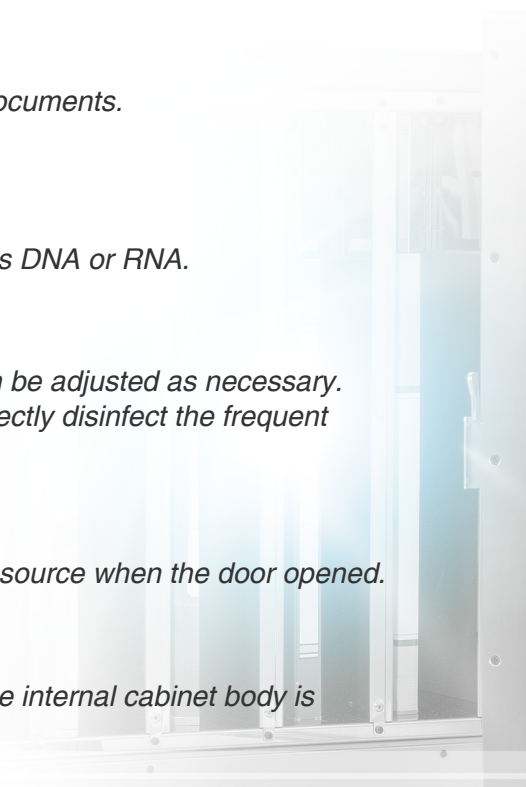
*The factory default for sterilization seconds is 40 seconds, and it can be adjusted as necessary. The total output of the light source reaches 80W, and it can once directly disinfect the frequent contact surfaces on 5 file folders.*

### 4 | Simple setting and safe operation

*One-key use, simple operation; The safety catch will cut off the light source when the door opened.*

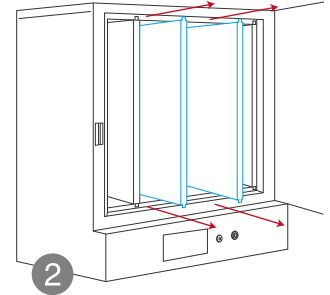

### 5 | Safe and durable

*To avoid the deterioration of plastics under the UV light exposure, the internal cabinet body is made of stainless steel.*



## OPERATION STEPS

1. Open the door and put into the paper document / folder placed upright in V shape; up to maximum of 5 at a time (see Figure ①).
2. If the document is thicker and needs more space, the middle two removable divider can be drawn out (as shown in Figure ②), the space can put thicker or large file folder.
3. Press the start button in the lower right corner to start UV. Designed with the safety mechanism that the light source cut off immediately if the door is opened in halfway after starting.
4. The sterilization is completed in about 40 seconds (the time can also be set on the control panel, up to 99 seconds).
5. Take out the file folder and close the door.



## Precautions

1. Except the paper material, do not put other kind of material file folder (UVC can destroy the plastic structure, it is not suitable to use ultraviolet disinfection machine for plastic items).
2. UVC light are beyond the visible range. Thus, the damage to skin and eyes caused by Ultraviolet rays are easily overlooked. Although the design of machine will make it cut the light source when the door opened; it is recommended to be careful in using any product with ultraviolet light.



## Product Specification

Model NO.	UVC-DC-0808
Adjustable Disinfection Time	Min. 30 seconds / cycle Max. 99 seconds / cycle
Light source	UVC 254 nm; 8W x 10 Lamp
Dimension	H62cm x W47cm x D39cm
Weight	32kg
Material	Stainless Steel
Origin	Taiwan
Power Specifications	AC 110V~220V / 50~60HZ MAX: 90W; (110V~1.8A) (220V~0.9A)
Operation Environment	0~40°C / 32~104°F

★In the interest of continually improving products, Lumos Tech. reserves the right to update or modify information contained in this manual without prior notice.

Distributor



7th Floor, No. 8, Wanhe St., Wenshan District,  
11653 Taipei City, Taiwan, R.O.C.  
TEL:886-2-2230-1168 FAX:886-2-2239-2112  
e-mail:contact@lumos.com.tw  
www.x-loupe.com www.lumos.com.tw

**LUMOS**  
Lumos Technology Co. Ltd.